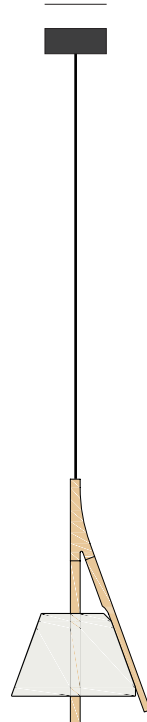


# a


## emotional light

cambo collection

Ø12cm | 4,7in



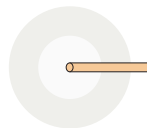
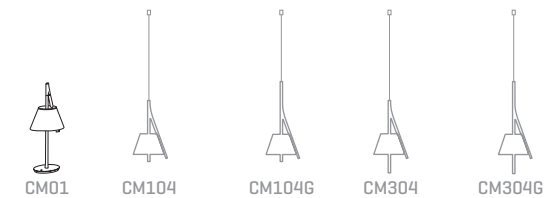
45cm | 17,7in



150cm | 59,1in

LED

ref. CM104



Ø23cm | 9in

Approximate measurements  
Medidas aproximadas

### MATERIALS & COMPONENTS | MATERIALES & COMPONENTES

#### LAMP SHADE | TULIPA

Painted stainless steel | One color to choose  
Acero inoxidable pintado | Un color a elegir



Beech wood | Madera de haya


Painted aluminum | Aluminio pintado

Built-in diffuser | Difusor incorporado

#### LIGHT SOURCE BUILT IN

FUENTE DE LUZ INCLUIDA

230V - 50Hz



Dimming system: PHASE CUT

This product contains a light source of energy efficiency class **D**  
Este producto contiene una fuente luminosa de la clase de eficiencia energética **D**



#### CANOPY AND CABLE

FLORÓN Y CABLE

Steel painted in matt black  
Acero pintado en negro mate

Black cable  
Cable negro

Standard: 150cm | 59,1in  
Length/largo customizable  
120V: 200cm | 78,7in

120V - 60Hz



Dimming system: PHASE CONTROL & 0-10V

### OTHER DATA | OTROS DATOS

#### NET WEIGHT

PESO NETO

1,2 kg | 2,1lb

#### PACKAGING

EMBALAJE

84x39x28 cm | 33,1x15,3x11 in  
2,8kg | 6,3lb

#### ELECTRICAL FEATURES

CARACTERÍSTICAS ELÉCTRICAS



#### CERTIFICATIONS

CERTIFICACIONES

